

PARCC Results

Year Two

Board of Education Presentation

Ho-Ho-Kus Public School

October 18, 2016

Measuring College and Career Readiness



New Jersey's Statewide Assessment Program

- * 2016 marks the 2nd administration of the Partnership for Assessment of Readiness for College and Careers (PARCC) and the first opportunity to compare year-to-year results.
- * Students took PARCC English Language Arts and Literacy (ELA/L) and Mathematics Assessments in grades 3 – 8.
- * 8th grade Algebra students took PARCC Mathematics Assessments in Algebra 1.

Performance Levels

- Level 1: Not yet meeting grade-level expectations
- Level 2: Partially meeting grade-level expectations
- Level 3: Approaching grade-level expectations
- Level 4: Meeting grade-level expectations
- Level 5: Exceeding grade-level expectations

Average Score Comparison

Grades 3-5

	English Language Arts/Literacy				Mathematics			
	HHK		NJ		HHK		NJ	
	2015	2016	2015	2016	2015	2016	2015	2016
Grade 3	776	780	743	746	764	775	745	750
Grade 4	778	775	750	751	767	772	743	746
Grade 5	771	775	750	751	758	772	743	747

Average Score Comparison

Grades 6- 8

	English Language Arts/Literacy				Mathematics			
	HHK		NJ		HHK		NJ	
	2015	2016	2015	2016	2015	2016	2015	2016
Grade 6	771	771	747	750	757	758	742	743
Grade 7	783	780	749	753	760	760	739	740
Grade 8	778	778	749	753	739	749	725	726
Algebra					794	793	737	741

Ho-Ho-Kus 20152016 PARCC English Language Arts/Literacy Grades 3-5



Grade	Not Yet Meeting Level 1		Partially Meeting Level 2		Approaching Expectations Level 3		Meeting Expectations Level 4		Exceeding Expectations Level 5	
	2015	2016	2015	2016	2015	2016	2015	2016	2015	2016
3	2%	3%	11%	3%	23%	10%	61%	67%	3%	17%
4	0%	0%	5%	0%	12%	14%	51%	59%	32%	27%
5	0%	1%	3%	3%	16%	14%	67%	65%	14%	17%

Ho-Ho-Kus 2015/2016 PARCC English Language Arts/Literacy Grades 6-8



	Not Yet Meeting Level 1		Partially Meeting Level 2		Approaching Expectations Level 3		Meeting Expectations Level 4		Exceeding Expectations Level 5	
	2015	2016	2015	2016	2015	2016	2015	2016	2015	2016
6	0%	0%	3%	0%	20%	11%	48%	60%	29%	29%
7	1%	0%	3%	3%	8%	11%	44%	42%	44%	44%
8	2%	0%	8%	6%	10%	15%	40%	47%	40%	32%

Ho-Ho-Kus 2015/2016 PARCC

Mathematics

Grades 3-5



Grade	Not Yet Meeting Level 1		Partially Meeting Level 2		Approach Expectations Level 3		Meeting Expectations Level 4		Exceeding Expectations Level 5	
	2015	2016	2015	2016	2015	2016	2015	2016	2015	2016
3	0%	0%	5%	3%	13%	6%	73%	59%	9%	32%
4	0%	0%	9%	1%	2%	6%	70%	85%	9%	8%
5	0%	0%	8%	3%	21%	21%	65%	58%	6%	18%

Ho-Ho-Kus 2015/2016 PARCC

Mathematics

Grades 6-8



	Not Yet Meeting Level 1		Partially Meeting Level 2		Approaching Expectations Level 3		Meeting Expectations Level 4		Exceeding Expectations Level 5	
	2015	2016	2015	2016	2015	2016	2015	2016	2015	2016
6	0%	1%	17%	8%	20%	29%	51%	48%	12%	14%
7	0%	0%	5%	10%	32%	24%	51%	52%	12%	14%
8	5%	0%	32%	21%	36%	26%	27%	53%	0%	0%
Alg.	0%	0%	0%	0%	0%	0%	79%	76%	21%	24%

ELA and Math

2015-2016 Comparisons

Level 4 and 5 (College and Career Ready)

Grade	ELA		Math	
	2015 % >= Level 4	2016 % >= Level 4	2015 % >= Level 4	2016 % >= Level 4
3	64%	84%	82%	91%
4	83%	86%	79%	93%
5	81%	82%	71%	76%
6	77%	89%	63%	62%
7	88%	86%	63%	66%
8	80%	79%	27%	53%
Alg.	→		100%	100%

COMPARISON OF HHK Refusals SPRING 2015 AND SPRING 2016 PARCC ADMINISTRATIONS

	Refusals	
	2015	2016
Grade 3	1	1
Grade 4	1	0
Grade 5	4	0
Grade 6	0	0
Grade 7	2	0
Grade 8	11	0
TOTAL	19	1

Tracking Student Cohorts

Grade	2015	2016
3		
ELA	776	780
Math	764	775
4		
ELA	778	775
Math	767	772
5		
ELA	771	776
Math	758	767
6		
ELA	771	777
Math	757	758
7		
ELA	783	780
Math	760	760
8		
ELA	778	777
Math	739	749

NJASK Science

Grade Year	Total Students	Partially Proficient	%	Proficient	%	Advanced Proficient	%
4 2015	66	1	2%	16	24%	49	74%
4 2016	66	2	3%	18	27%	46	70%
8 2015	57	1	2%	24	42%	32	56%
8 2016	68	0	0%	25	37%	43	63%

QUESTIONS TO GUIDE PARCC DATA REFLECTION

- How will we use PARCC data to identify strengths and gaps that exist in our curriculum and instruction?
- How will we use PARCC data as a tool to address areas in need of improvement or enhancement?
- How can we provide additional resources and support for our educators to meet the learning needs of all our students?

Curricular Connection

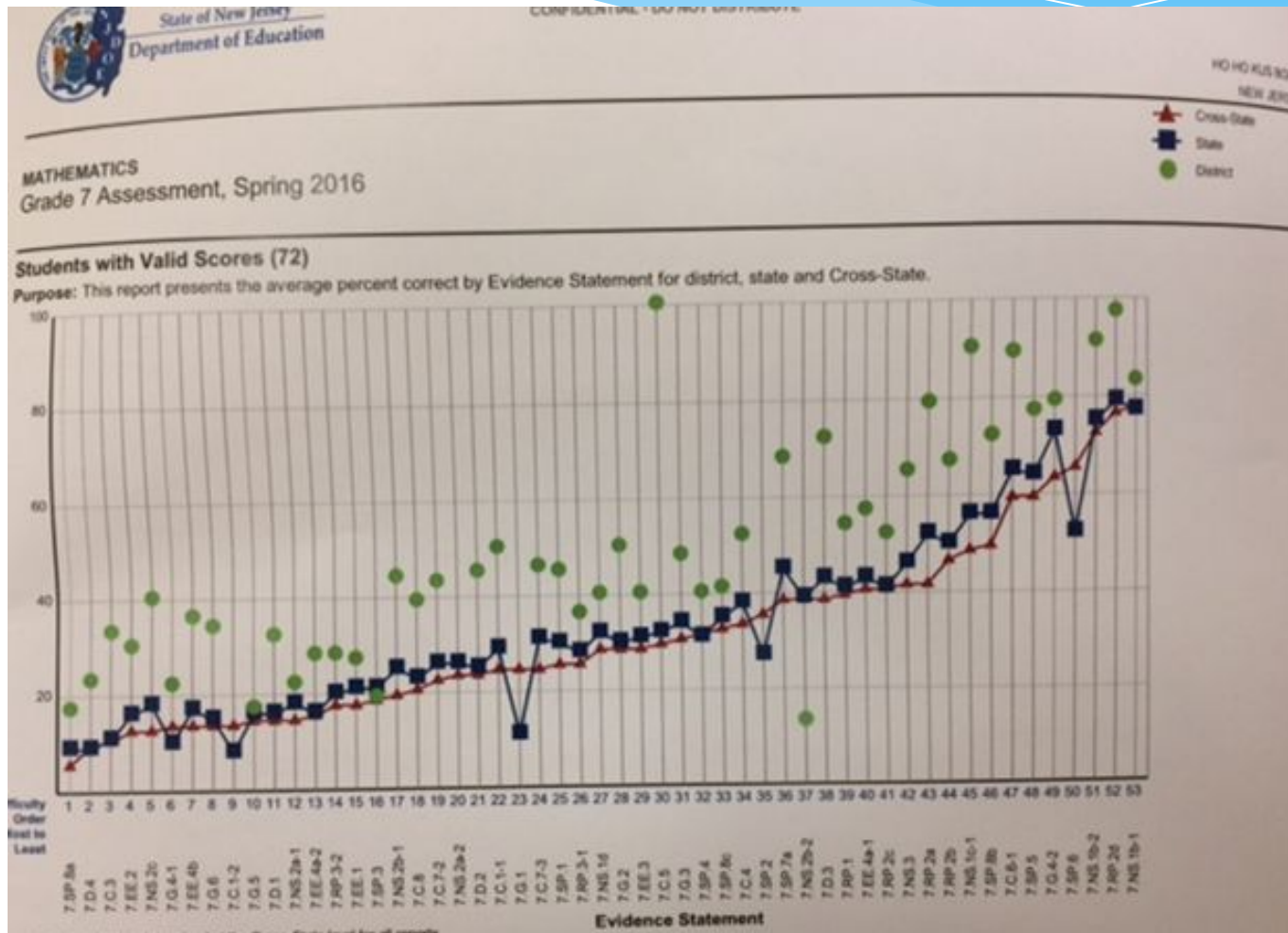
- * No official test preparation
- * Examination of best practices through articulation and professional development
 - * Within content
 - * Instructional strategies
- * ELA instruction is incorporated into every subject
 - * Math is language based
- * Tech classes starting in primary grades

Teacher Analysis of Results

During our professional development days and team meetings, the teachers analyzed:

- Student score report by grade level for ELA and Math
- District Evidence Statement Analysis
- HHK Score Analysis & Plan of Action
- Sample of student report which parent receives
- Educator Resources, specifically “A Guide to Parent/Teacher Conversations About the PARCC”
- Focus Questions for Data Review & Discussion

District Evidence Statement Analysis

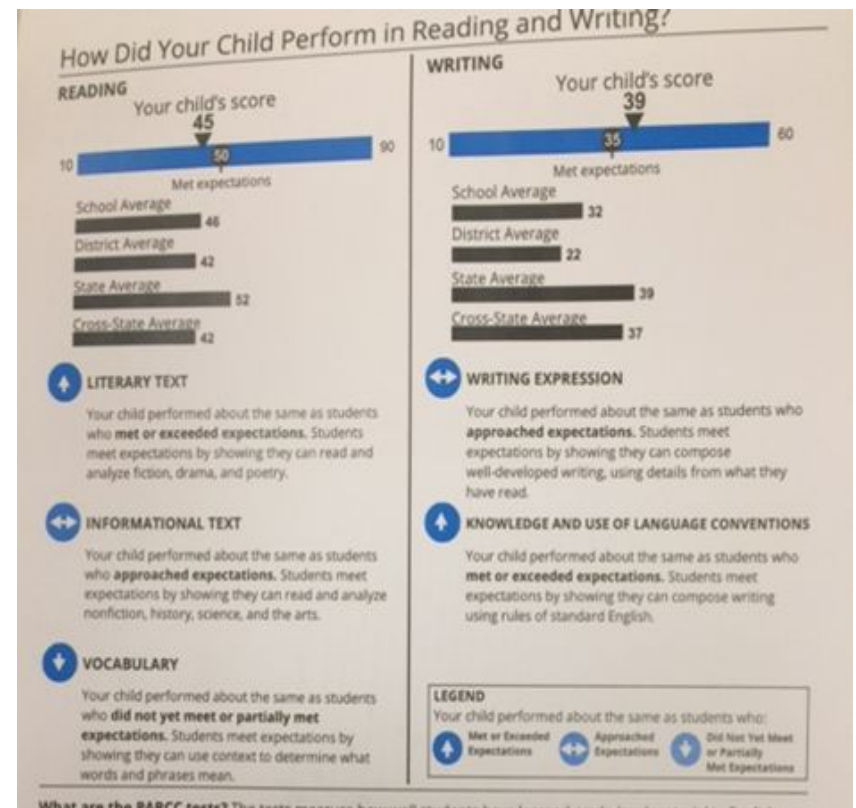
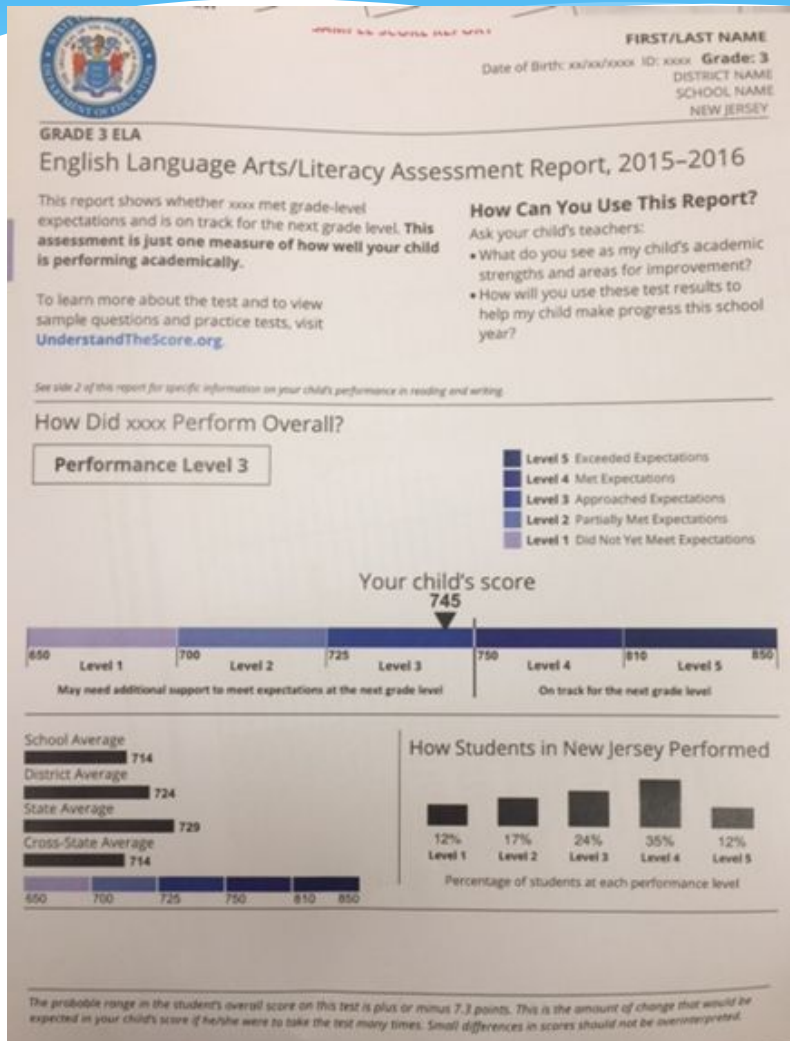


HHK Score Analysis & Plan of Action

Did not meet expectations (1) (650-699)	Partially met expectations (2) (700-724)	Approached expectations (3) (725-749)	Met expectations (4) (750-784)	Exceeded expectations (5) (785-850)
0	3	8	33	21

Student	PARCC Score	School Services being offered	Teacher Notes-areas to improve on/strengthen
XXX	2	Special Education	informational text vocabulary
YYY	2	Basic Skills Instruction Math	expressing mathematical concepts modeling & application
ZZZ	4		mathematical modeling

Parent Copy of Student Report



Educator Resources

<http://www.parcconline.org/resources/educator-resources>

Score Report Resources for Educators

The PARCC states, with their partners, have developed materials to assist local educators as they prepare to receive initial results, and begin a dialogue with parents and schools. These resources provide context to the results and will help educators work with parents to understand them and act upon them.

- PARCC Score Report Meeting in a Box: Includes a customizable Powerpoint, two pdf. handouts and a Guide to Parent/Teacher conversations as background for the presenter. (PPT, PDFs and Q&A)
- PARCC Guide for Teacher Conversations
- ELA Parent Guide for Score Report
- ELA Parent Guide for Score Report (Spanish)
- Math Parent Guide for Score Report
- Math Parent Guide for Score Report (Spanish)
- Setting a New Baseline
- Setting a New Baseline (Spanish)
- Scoring the PARCC Test
- Scoring the PARCC Test (Spanish)
- PARCC Performance Level Setting Handout

2017 PARCC Testing Schedule



Grades	English Language Arts/Literacy	Mathematics
7 and 8	April 4, 5, 6	April 18, 19
4 and 6	April 20, 21, 24	Grade 6 – April 25, 26 Grade 4 - April 25, 26, 27, 28
3 and 5	May 1, 2, 3	Grade 5 – May 4, 5 Grade 3 - May 4, 5, 8, 9

NJASK Science 2017

Grades 4 and 8 ONLY

May 31, 2017

June 7 Make up